

# Office on Aging Updates



OFFICE ON AGING  
ORANGE COUNTY

*Rooted and growing in Aging Services*



Orange County

Community Services

*Our Community. Our Commitment.*

# What is the Office on Aging?

The Area Agency on Aging (AAA) for Orange County.

## Mission

To ensure that Orange County's older adults experience a high quality of life characterized by independence, safety, health, transportation, affordable housing, appropriate nutrition, and social activity.



# What Do We Do?

## Contracting & Oversight:

- Oversee county senior programs – home-delivered meals, family caregiver services, legal assistance, Medicare counseling, elder abuse prevention, medical transportation

## Direct Services:

- Information & Assistance Call Center
- Health Promotion Workshops
- Community Education & Outreach



# Information & Assistance

**1-800-510-2020**

**714-480-6450**



[www.officeonaging.ocgov.com](http://www.officeonaging.ocgov.com)



*Rooted and growing in Aging Services*

# We're on Social Media



OC-Office-on-Aging



oc\_ooa



@oc\_ooa

# New Community Survey Results

- Surveys gathered November 2018-February 2019
- Collected 2,179 surveys
- Data will be used to evaluate service/programming needs in the coming years
- Preliminary results being reviewed

# Extremely or Very Important

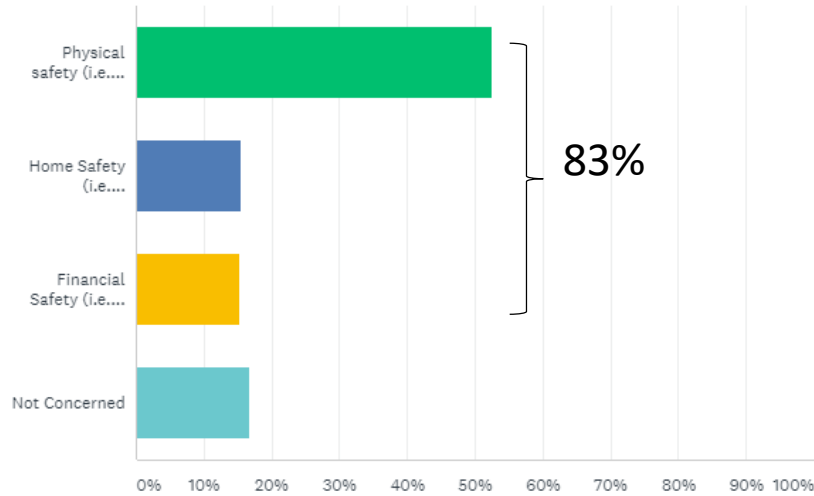
1. Personal/Home Safety (70%)
2. In-Home Care (64%)
3. Family Caregiver Support (63%)
4. Case Management (60%)
5. Housing Referral Assistance/Adult Day Care/Respite Services (56%)

Q10



In regard to your Personal/Home Safety, which of the following are you most concerned about? Please select one.

Answered: 1,875 Skipped: 304



ANSWER CHOICES	RESPONSES	
Physical safety (i.e. falls, bodily injuries)	52.53%	985
Home Safety (i.e. burglaries, home disasters)	15.52%	291
Financial Safety (i.e. fraud, Identity theft)	15.20%	285
Not Concerned	16.75%	314



Rooted and growing in Aging Services

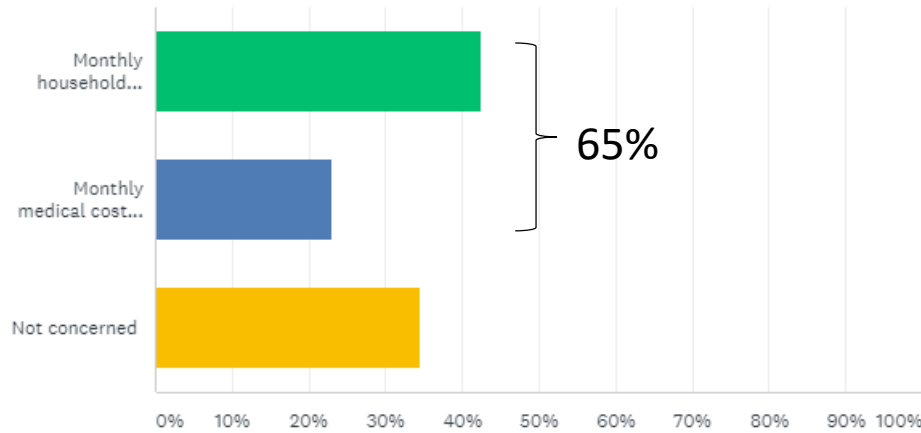


Q6



In regards to Financial Assistance, which of the following are you most concerned about? Please select one.

Answered: 1,894 Skipped: 285



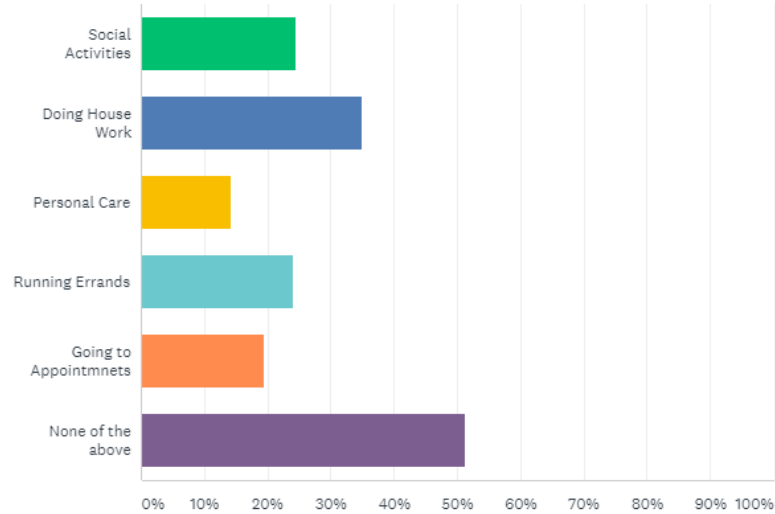
ANSWER CHOICES	RESPONSES
Monthly household expenses (utilities, rent or mortgage, bills, home repairs, food)	42.56% 806
Monthly medical costs (insurance, prescriptions, co-pays)	22.97% 435
Not concerned	34.48% 653
<b>TOTAL</b>	<b>1,894</b>



Rooted and growing in Aging Services

Does your physical health limit any of the following activities? Select all that apply.

Answered: 1,903 Skipped: 276



ANSWER CHOICES	RESPONSES	
Social Activities	24.44%	465
Doing House Work	35.00%	666
Personal Care	14.19%	270
Running Errands	24.01%	457
Going to Appointments	19.44%	370
None of the above	51.29%	976



Rooted and growing in Aging Services

# Thank You!

## Call Us

**1-800-510-2020**

**714-480-6450**

